

REFRIGERATOR MANUFACTURER
Turbo air
 more durable, efficient, beautiful

4184 E. Conant St.
 Long Beach, CA 90808
 Tel. 310-900-1000
 Fax. 310-900-1077
www.turboairinc.com

Project :

Model # :

Item # :

Qty :

Available W/H :

Approval :

Solid Door Refrigerator

Reach-In Top Mount
 Premiere Pro Series

Model : PRO-26R

FEATURES & BENEFITS

■ Digital temperature control system

Provides precise and constant temperature. This level of precision allows food products to remain fresh over an extended period of time.

■ High-tech monitor

The unit will beep if the door has been opened for more than 30 seconds. The monitor digitally displays the present temperature and current status of the refrigerator. You can easily change the temperature by adjusting the digital temperature controller.

■ All stainless steel cabinet construction

The Turbo Air Premiere Pro model boasts all stainless steel interior and exterior (galvanized steel top, bottom and back). Stainless steel is one of the most hygienic materials, which is rustproof, stain-resistant, easy to clean and maintain. It guarantees the utmost in cleanliness and long product life. The Premiere Pro model can add a touch of style to the most refined setting.

■ Sturdy, clean stainless steel shelving

Shelves are the most important part of cleanliness as they come in direct contact with food. After a while, PVC coated wire shelves may peel, rust and lead to unsanitary conditions. Only the Turbo Air Premiere Pro series uniquely provides stainless steel shelving.

■ Hot gas condensate system

Through Turbo Air's creative innovation, the condensate system surfaces have been specially treated to resist corrosion. This not only increases efficiency without the risk of refrigerant leakage from corrosion, but thoroughly prevents the overflow of condensate water.

■ Cold air distribution system

Provides uniformly maintained temperature within the food zone.

■ LED interior lighting system

Brighter and longer lasting LED lights provide attractive, enhanced illumination compared to fluorescents. It saves energy by producing less heat, while maximizing the visibility.

■ Turbo Cooling feature for faster chilling

The Turbo Cooling function, located on the control panel, allows the compressor to run continuously for up to two hours. When this function is activated, the temperature inside the cabinet quickly decreases and cools drinks, food, and other products much faster. An ideal time to use the Turbo Cooling function is when the unit is stocked with new products.

■ Door pressure release device

Pressure relief doors are designed to eliminate vacuum pressure and allows easy, instant door opening.

■ Efficient refrigeration system

Premiere Pro's solid door refrigerators are designed with oversized and balanced (CFC Free R-134A) refrigeration systems. These include efficient evaporators and condensers for faster cooling and greater efficiency.

■ Automatic evaporator fan motor delays

When the door is opened the evaporator fan will stop, preventing the circulation of hot and moist air from escaping into the refrigerator. This increases energy efficiency and lengthens the life of the compressor.

3 YEAR PARTS & LABOR WARRANTY



Refrigerator holds 33°F ~ 38°F for the best in food preservation




ENERGY STAR®
 Qualified

Model	Swing Door	CU./FT.	#of Shelves	HP	AMPS	Crated Weight (lbs.)	L x D x H † (inches)
PRO-26R	1	25	3	1/3	5.2	356	28 3/4 x 33 7/8 x 78

Solid Door Refrigerator

Reach-In Top Mount
Premiere Pro Series

Model : PRO-26R

ELECTRICAL DATA	
Voltage	115/60/1
Plug Type	 NEMA 5-15P
Full Load Amperes	5.2
Compressor HP	1/3
Feed Wires with Ground	3
Cord Length (ft.)	9
Refrigerant	R-134A
DIMENSIONAL DATA	
# of Doors	1
# of Racks Accepted	1
Net Capacity (cu. ft.)	25
Ext. Length Overall (in.)	28 3/4 (730mm)
Ext. Depth Overall (in.)*	33 7/8 (860mm)
Ext. Height Overall (in.)†	78 (1981mm)
Int. Length Overall (in.)	24 3/4 (630mm)
Int. Depth Overall (in.)	29 1/2 (750mm)
Int. Height Overall (in.)	58 3/4 (1493mm)
Net Weight (lbs.)	315
Gross Weight (lbs.)	356
# of Shelves	3
Shelf Size (L x D) (in.)	23 3/4 x 25 1/4

Design and specifications subject to change without notice.

Actual shipping weight may differ due to extra packing materials for product protection.

* Depth does not include 1-1/8" for door handles.

† Height does not include 5" for caster height.

■ WARRANTY : 3 Year Parts and Labor Warranty Additional 2 Year Warranty on Compressor

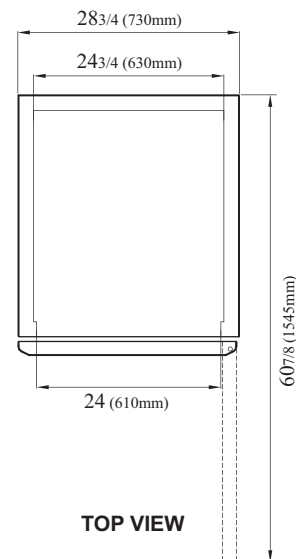
- Door locks standard
- Self-contained system
- Standard 4" dia. swivel casters with locks on the front set
- Easy replaceable one piece magnetic door gaskets
- Solid and sturdy grille design
- High-density polyurethane insulation

■ OPTIONAL ACCESSORIES :

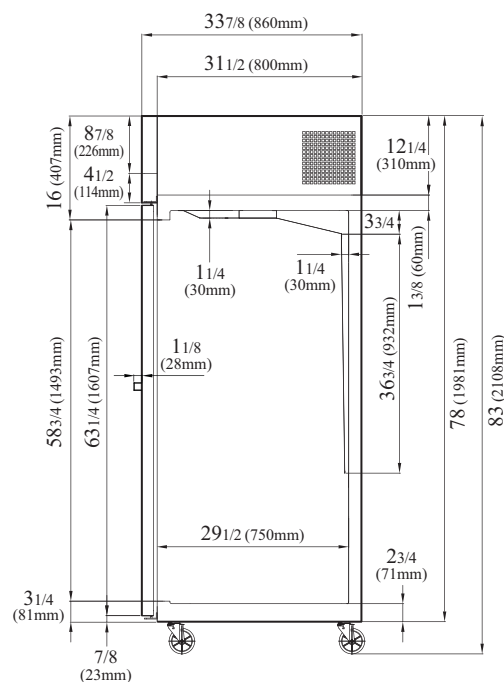
- ☐ 5" diameter swivel casters
- ☐ 6" height stainless steel legs
- ☐ Additional stainless steel shelves
- ☐ Additional PE coated wire shelves
- ☐ Half door bun tray racks
Each holds up to seven 18"L x 26"D sheet pans (sold separately)
- ☐ Full door bun tray racks
Each holds up to fifteen 18"L x 26"D sheet pans (sold separately)

PLAN VIEW

(unit : inch)



TOP VIEW



SIDE VIEW

Ver.201509



ENERGY STAR®
Qualified

- Turbo Air : 800-627-0032 ■ GK : 800-500-3519
- Warranty : 800-381-7770 ■ AC : 888-900-1002

REFRIGERATOR MANUFACTURER
Turbo air

REFRIGERATOR MANUFACTURER
GERMAN KNIFE

REFRIGERATOR MANUFACTURER
RADIANCE

REFRIGERATOR MANUFACTURER
GREEN WORLD

REFRIGERATOR MANUFACTURER
Turbo air