

Solid Door Freezer

*Reach-In Bottom Mount
 Super Deluxe Series*

Model : TSF-72SD

≡ FEATURES & BENEFITS ≡

■ **Digital temperature control system**

Provides precise and constant temperature. This level of precision allows food products to remain fresh over an extended period of time.

■ **High-tech monitor**

The unit will beep if the door has been opened for more than 30 seconds. The monitor digitally displays the present temperature and current status of the freezer. You can easily change the temperature by adjusting the digital temperature controller.

■ **Stainless steel cabinet construction**

The Turbo Air Super Deluxe model boasts a stainless steel interior and exterior (galvanized steel top, bottom and back). It guarantees the utmost in cleanliness and long product life. Unlike other companies' products, the sharp corners and edges have been rounded to reduce the risk of injury. The Super Deluxe can add a touch of style to the most refined setting.

■ **Sturdy, clean stainless steel shelving**

Shelves are the most important part of cleanliness as they come in direct contact with food. After a while, PVC coated wire shelves may peel, rust and lead to unsanitary conditions. Only the Turbo Air Super Deluxe series uniquely provides stainless steel shelving.

■ **LED interior lighting system**

Brighter and longer lasting LED lights provide attractive, enhanced illumination compared to fluorescents. It saves energy by producing less heat, while maximizing the visibility.

■ **Door pressure release device**

Pressure relief doors are designed to eliminate vacuum pressure and allows easy, instant door opening.

■ **High-density polyurethane insulation**

The entire cabinet structure and solid doors are foamed-in-place using high density, CFC free polyurethane insulation.

■ **Efficient refrigeration system**

Turbo Air's solid door freezers are designed with oversized and balanced (CFC Free R-404A) refrigeration systems. These include efficient evaporators and condensers for faster freezing and greater efficiency.

■ **Automatic evaporator fan motor delays**

When the door is opened the evaporator fan will stop, preventing the circulation of hot and moist air from escaping into the refrigerator. This increases energy efficiency and lengthens the life of the compressor.

■ **Bottom mount compressor units**

Turbo Air's bottom mount compressor allows easier access for service and extra storage space above. In addition, the lower area provides a cooler and less greasy operating environment which results in reduced compressor running time.

**3 YEAR PARTS & LABOR
 WARRANTY**



**Freezer holds -10°F ~ 0°F for the best
 in frozen food preservation**



ENERGY STAR®
 Qualified

Model	Swing Door	CU./FT.	#of Shelves	HP	AMPS	Crated Weight (lbs.)	L x D x H* (inches)
TSF-72SD	3	72	9	1 1/4	12.7	639	81 7/8 x 30 3/8 x 78 1/4

Solid Door Freezer

Reach-In Bottom Mount
Super Deluxe Series

Model : TSF-72SD

ELECTRICAL DATA	
Voltage	115/208~230/60/1†
Plug Type	☺ NEMA-L14-20 †
Full Load Amperes	10.4
Compressor HP	1 1/4
Feed Wires with Ground	4
Cord Length ft.	9
Refrigerant	R-404A
DIMENSIONAL DATA	
# of Doors	3
# of Racks Accepted	3
Net Capacity cu. ft.	72
Ext. Length Overall in.	81 7/8 (2080mm)
Ext. Depth Overall in.	30 3/8 (770mm)
Ext. Height Overall in.*	78 1/4 (1987mm)
Int. Length Overall in.	77 7/8 (1979mm)
Int. Depth Overall in.	26 1/4 (666mm)
Int. Height Overall in.	60 3/8 (1534mm)
Gross Weight lbs.	639
# of Shelves	9
Shelf Size (LxD) in.	24 3/8 x 23 1/4

Design and specifications subject to change without notice.

Actual shipping weight may differ due to extra packing materials for product protection.

* Height does not include 5" caster height or 6" optional legs.

† TSF-72SD requires 115/208-230/60Hz, single phase, 3 pole, 4 wire circuit (NEMA-L14-20).

■ WARRANTY : 3 Year Parts and Labor Warranty Additional 2 Year Warranty on Compressor

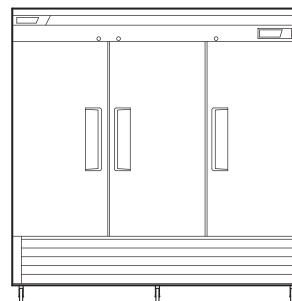
- Door locks standard
- Positive seal self-closing doors
- Easy replaceable one piece magnetic door gaskets
- Self-contained system
- Standard 4" swivel casters with locks on the front set
- Solid and sturdy grille design
- Legs available for all models (optional)
- Full and half pan racks available (optional)
- Remote cabinets & condensing units available

■ OPTIONAL ACCESSORIES :

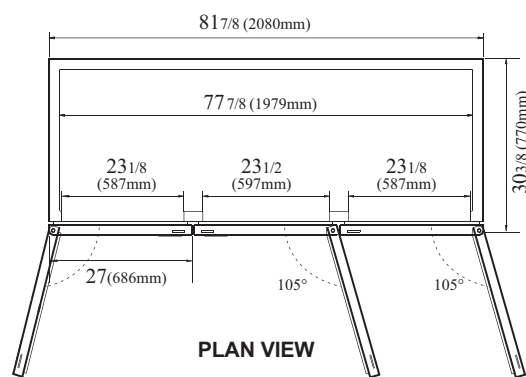
- ☐ 5" Diameter swivel casters
- ☐ 6" Standard legs
- ☐ Additional stainless steel shelves
- ☐ Additional PE coated wire shelves
- ☐ Half door bun tray racks. Each holds up to seven 18"Lx26"D sheet pans (sold separately)
- ☐ Full door bun tray racks. Each holds up to fifteen 18"Lx26"D sheet pans (sold separately)
- ☐ Remote cabinets and condensing units (Extra lead times may apply)

PLAN VIEW

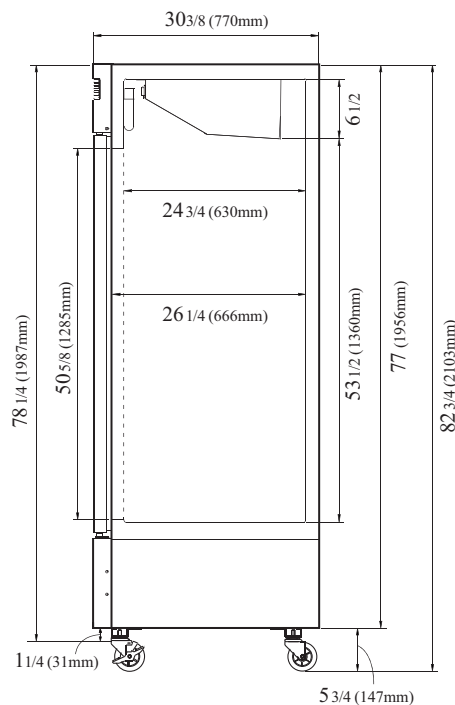
(unit : inch)



FRONT VIEW



PLAN VIEW



SIDE VIEW

Ver.201506



ENERGY STAR®
Qualified

- Turbo Air : 800-627-0032 ■ GK : 800-500-3519
- Warranty : 800-381-7770 ■ AC : 888-900-1002

REFRIGERATOR MANUFACTURER
Turbo air

GERMAN
KNIFE

RADIANCE

GREEN WORLD

AIR CONDITIONER MANUFACTURER
Turbo air